



OUTSMART online outlaws

Avoid Phishing Scams with Three Simple Tips

Phishing scams are online messages designed to look like they're from a trusted source. We may open what we thought was a safe email, attachment or image only to find ourselves exposed to malware or a scammer looking for our personal data. The good news is we can take precautions to protect our important data. Learn to recognize the signs and report phishing to protect devices and data.

1 Recognize the common signs

- 
- Urgent or emotionally appealing language
 - Requests to send personal or financial information
 - Unexpected attachments
 - Untrusted shortened URLs
 - Email addresses that do not match the supposed sender
 - Poor writing/misspellings (less common)

- 
- ### 2 Resist and report
- PHISHING** **SPAM**
- Report suspicious messages by using the "report spam" feature. If the message is designed to resemble an organization you trust, report the message by alerting the organization using their contact information found on their webpage.

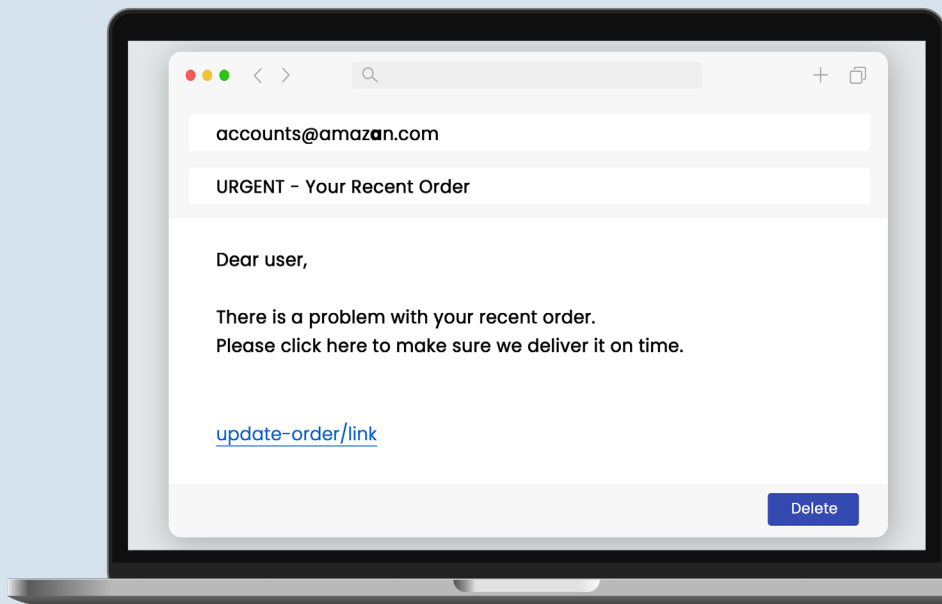
- ### 3 Delete
- Delete the message. Don't reply or click on any attachment or link, including any "unsubscribe" link. The unsubscribe button could also carry a link used for phishing. **Just delete.**

DELETE

If a message looks suspicious, it's probably phishing.

But even if there's a possibility it could be real, don't click any link, attachment or call any number. Look up another way to contact a company or person directly:

- Go to a company's website to find their contact information
- Call the individual at a known number and confirm whether they sent the message



Avoiding phishing is one way to
Secure Our World.



We can all help one another
stay safer online, so share these tips
with a family member or friend!

cisa.gov/SecureOurWorld